


# Installation Manual

BMW 5 SERIES 4DR  
BMW-5SER-4-C




## Shades

## Fixing Clips



CL-M13 x 2




CL-M12 x 6

Side Shades



CL-M14 x 1



Tailgate Shades



# Installation

BMW 5 SERIES 4DR  
BMW-5SER-4-C

## Components Needed



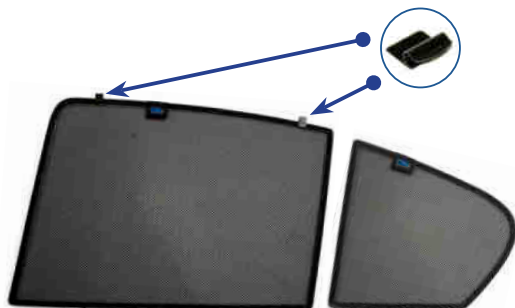
Side Shades




CL-M12 x 4

## Side Shade Installation

### STEP 1



### STEP 2



### STEP 3



### STEP 4



### STEP 5



### STEP 6



# Installation

BMW 5 SERIES 4DR  
BMW-5SER-4-C




## Side Shade Installation

### STEP 7



### STEP 8



### STEP 9



### STEP 10



No clips are needed for this shade

### STEP 11



### STEP 12



# Installation

BMW 5 SERIES 4DR  
BMW-5SER-4-C



## Side Shade Installation

### STEP 13



### STEP 14



*Repeat this whole process for the other side.*

# Installation

BMW 5 SERIES 4DR  
BMW-5SER-4-C

## Components Needed



Tailgate Shades



CL-M12 x 2



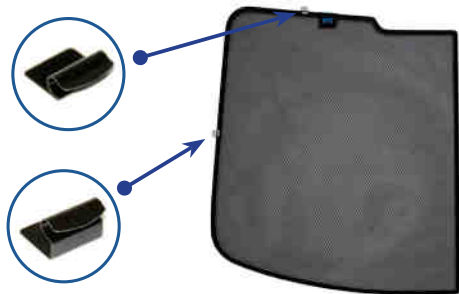
CL-M13 x 2



CL-M14 x 1

## Tailgate Shade Installation

### STEP 1



### STEP 2



### STEP 3



### STEP 4



### STEP 5



### STEP 6




# Installation

BMW 5 SERIES 4DR  
BMW-5SER-4-C



## Tailgate Shade Installation

### STEP 7




### STEP 8




Repeat this whole process for the other side.

### STEP 9



### STEP 10



### STEP 11



### STEP 12

