



## RANGE ROVER SPORT | SUV

LRO-RRS-5-C

### Included Components:



Side Window Shades



Tailgate Shades



Port Window Shades



M01 x2



M02 x4



M03 x2



M04



M05



M09



M11



M12 x6



M13 x2



M14 x1



P01



P02



CLEANER



TRIM TOOL

# RANGE ROVER SPORT | SUV

## LRO-RRS-5-C

### Side Windows

Side Window Shades - x2

M02

M02

M03

M01

CLIP PLACEMENT



M02 - x2





M03 - x1



M01 - x1










# RANGE ROVER SPORT | SUV

## LRO-RRS-5-C

### Port Windows

Port Window Shades - x2

CLIP PLACEMENT



M13- x1



01



02

Position clip in order for the shade to rest on the shelf of interior trim.



Push the shade towards the rear of the car to fill the window aperture.



Pull the front edge forward but do not push flush to the glass.



The Shade should look as shown in the image.

# RANGE ROVER SPORT | SUV

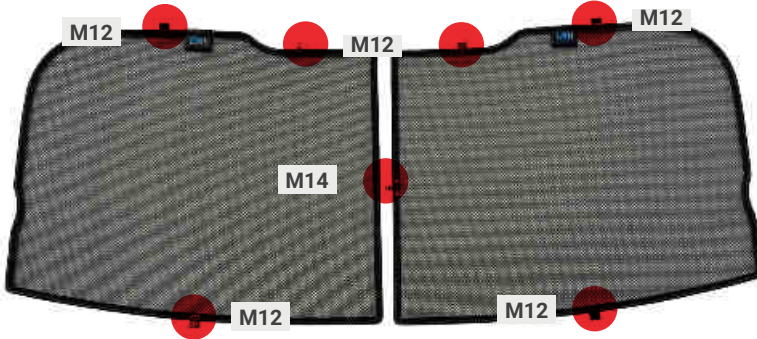
## LRO-RRS-5-C

### Tailgate Window

CLIP PLACEMENT



Tailgate Shades - x2





M12 - x6




M14 - x1











# CAR SHADES

