


Installation Manual

MERCEDES EQC 5DR
MB-EQC-5-A-18



Shades



Side Shades

Fixing Clips



CL-M02 x 4



CL-M03 x 4




CL-M04 x 4



Installation

MERCEDES EQC 5DR
MB-EQC-5-A-18

Components Needed



Side Shades



CL-M02 x 4




CL-M04 x 4



CL-M03 x 4

Side Shade Installation

STEP 1



STEP 2



STEP 3



STEP 4



STEP 5



STEP 6



Installation

MERCEDES EQC 5DR
MB-EQC-5-A-18



Side Shade Installation

STEP 7



STEP 8




STEP 9



STEP 10



STEP 11



View from the other side. Ensure clips fit between seals.

STEP 12



Repeat this whole process for the other side