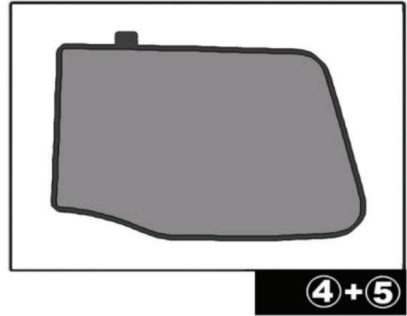
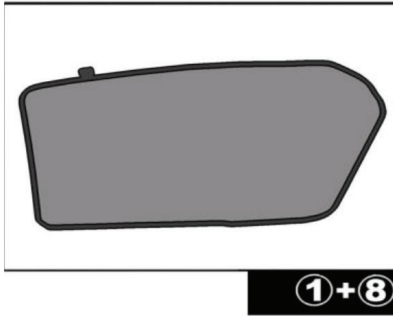


Installation Manual

VOLKSWAGEN AMAROK PICK UP
VW-AMAR-4-A



COMPONENTS INCLUDED



CL-M02 x 2



CL-M13 x 2

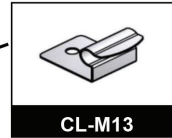
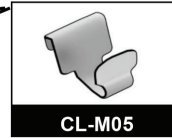



CL-M05 x 4

Installation

VOLKSWAGEN AMAROK PICK UP
VW-AMAR-4-A

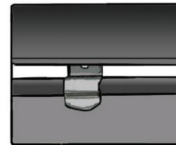
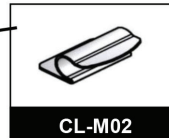

SIDE SHADE INSTALLATION



Installation

VOLKSWAGEN AMAROK PICK UP
VW-AMAR-4-A

REAR SHADE INSTALLATION



Please repeat the above steps on the other rear shade.

Installation

VOLKSWAGEN AMAROK PICK UP
VW-AMAR-4-A

REAR SHADE INSTALLATION

