


# Installation Manual

VW T-CROSS 5DR  
VW-TCRO-5-A-18



## Shades



Side Shades

## Fixing Clips



CL-M11 x 4



CL-M13 x 2



# Installation

VW T-CROSS 5DR  
VW-TCRO-5-A-18

## Components Needed



Side Shades



CL-M13 x 2




CL-M11 x 4



CL-T01 x 1

## Side Shade Installation

### STEP 1



### STEP 2



### STEP 3



Peel back the rubber trim using the CL-T01 tool

### STEP 4



### STEP 5



### STEP 6



Repeat steps 3 & 4 for the second M11 clip

# Installation

VW T-CROSS 5DR  
VW-TCRO-5-A-18



## Side Shade Installation

### STEP 7




### STEP 8



### STEP 9



### STEP 10



### STEP 11



### STEP 12



*Repeat this whole process for the other side.*